

i-STAT Update Instruction

Update for Analyser-Software: New JammLite Program

Handhelds consume power during the software update. For the update, the voltage should be above 8.4 volts. To check the Battery Voltage on the Handheld:

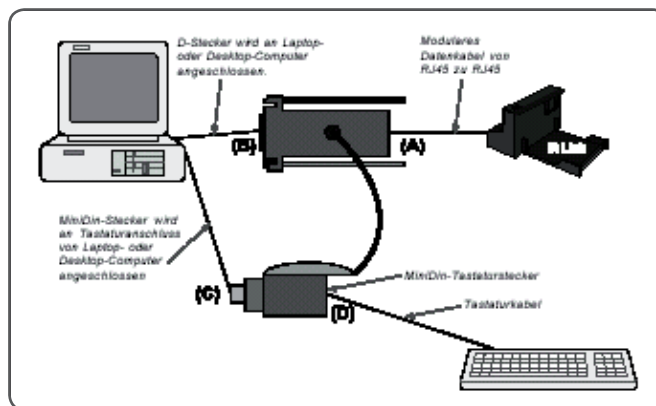
1. Press DIS to activate the handheld.
2. Press the right arrow key to bring up the menu.
3. Press 1 to bring up the analyser status page.
4. Review the battery voltage.
5. If below 8.5 volts, install fresh batteries.



Connecting Programming Kit

1.

Connecting the programming kit



Installation of the Update Software

2.

Insert the JAMS/CLEW CD-ROM into the CD-ROM drive on the computer being used for the update.

3.

If a screen appears within 30 seconds: double click TRANSFER.BAT



scil animal care company GmbH
Dina-Weissmann-Allee 6
68519 Viernheim
Tel.: +49 (0) 6204 78 90 221
Fax: +49 (0) 6204 78 90 206
Email: info-de@scilvet.com
www.scilvet.com

i-STAT Update Instruction

Update for Analyser-Software: New JammLite Program

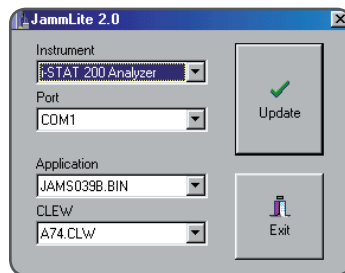


4.

Change to folder „C:\bins\“ and double click the “Jamlite.exe” file.

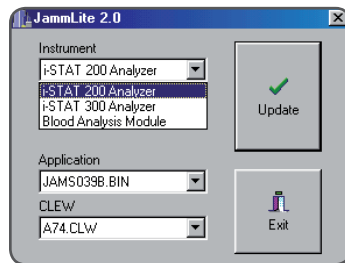
Dateiname	Größe	Typ	Geändert am
A74.clw	64 KB	Datei CLW	06.06.01 08:41
Acpuout.acp	1 KB	Datei ACP	11.12.00 16:12
H74.clw	64 KB	Datei CLW	06.06.01 09:06
Hpca039a.bin	512 KB	Datei BIN	25.05.01 18:39
i-STAT Software Update Notice JA...	67 KB	Microsoft Wor...	09.07.01 14:36
Jammacpu	1 KB	Verknüpfung ...	30.03.98 10:16
Jammit.exe	173 KB	Anwendung	18.05.00 12:07
Jamlite.exe	381 KB	Anwendung	25.01.01 12:10
Jams039b.bin	512 KB	Datei BIN	23.05.01 07:48
Jams105f.bin	704 KB	Datei BIN	31.05.01 15:06
Update.cfg	1 KB	Datei CFG	12.06.01 11:38

The following screen appears:



5.

In the JammLite utility, select the i-STAT 200 Analyser from the instrument drop-down list.

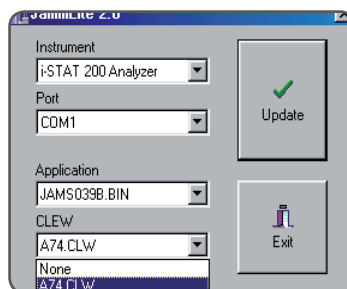
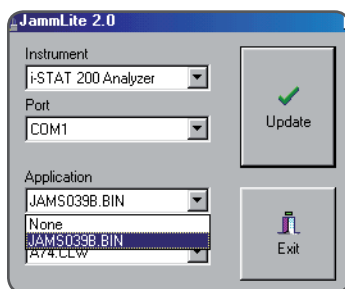


6.

Make sure there is at least one port number listed under the port drop-down list.

7.

Check that the application and CLEW listings match those in the product update for the current software release.



scil animal care company GmbH
Dina-Weissmann-Allee 6
68519 Viernheim
Tel.: +49 (0) 6204 78 90 221
Fax: +49 (0) 6204 78 90 206
Email: info-de@scilvet.com
www.scilvet.com

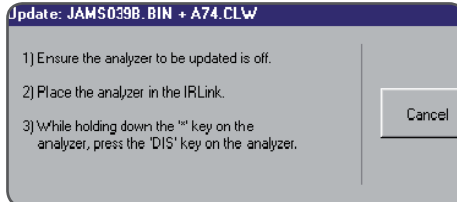
i-STAT Update Instruction

Update for Analyser-Software: New JammLite Program



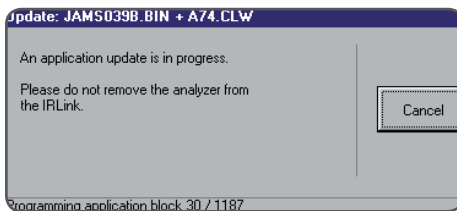
8.

Click on the "Update" button. The LED light on the IR Link should turn green. If so, follow the instructions that appear on the screen.



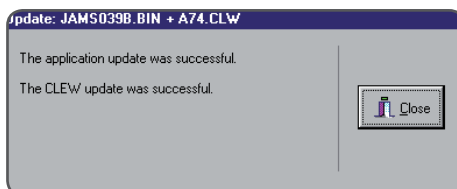
9.

During the update process the following window is displayed.



10.

During the update, DO NOT move the handheld until the following screen is displayed indicating the update was successful.



scil animal care company GmbH
Dina-Weissmann-Allee 6
68519 Vierenheim
Tel.: +49 (0) 6204 78 90 221
Fax: +49 (0) 6204 78 90 206
Email: info-de@scilvet.com
www.scilvet.com